

Katy Independent School District
Cinco Ranch High School
2024-2025 Campus Improvement Plan



Mission Statement

In partnership with parents and community, Cinco Ranch High School seeks to challenge, nurture, and empower students to build strong character and to reach academic excellence through thinking logically, independently, and creatively in a rapidly changing world of the 21st century.

Table of Contents

Comprehensive Needs Assessment 4

 Demographics 4

 Student Learning 5

 School Processes & Programs 6

 Perceptions 7

Priority Problem Statements 8

Goals 9

 Goal 1: Strategic Design Goal 2: All learning environments will foster engagement by integrating personalized learning experiences. 9

 Goal 2: Strategic Design Goal 6: Katy ISD will attract, develop, support, and retain high quality staff members. 12

 Goal 3: Strategic Design Goal 8: Katy ISD will engage its entire community to develop and implement intentional strategic relationships which capitalize on the strengths, resources, and talents of all stakeholders. 13

 Goal 4: Strategic Design Goal 9: In collaboration with families and community, Katy ISD will actively support the well-being of students and staff. 14

 Goal 5: Strategic Design Goal 5: Katy ISD will securely, effectively, and efficiently provide best-in-class technology to accommodate, educate, and inform all stakeholders on the current and next generation of digital content and tools. 15

Addendums 17

Comprehensive Needs Assessment

Demographics

Demographics Summary

The 2024-2025 school year has CRHS with a current enrollment of 3801 students. We are at our largest population in the last 15 years. Our current student demographics shows our ethnicity as follows: Asian 14.39%, African American 9.63%, Hispanic 33.38%, White 38.09%, Two or more races 4.3%. Within our current populations we have 25.1% Economically Disadvantaged, 31.9% At-Risk, 7.9% Special Education, 8.8% ESL, 12.8% Gifted/Talented. The culture of our campus continues to focus on student success with emphasis on developing and maintaining positive student/teacher relationships/connections. Our economically disadvantaged population continues to grow significantly. Our challenge is to maintain high levels of academic performance for these students. These students have been able to almost match all student performance on state assessments. We also want to make sure these students feel connected to our campus.

Demographics Strengths

As described in our demographic summary, we have students from all walks of life attending CRHS. The development of a strong "family" culture continues to allow us to develop meaningful relationships and connections that focus on high expectations. We will build on our sense of pride and school spirit. Once again, we were named a top high school in America by US News and World Report. We are still an A rated school according to TEA. While we did have drops in overall scores, they were mostly minimal and still exceeded the district average. We also received a TEA distinction for the Closing the Gap category among five others. We will continue to focus on increasing the number of students mastering the EOC. We would like to increase that percentage by 2%. We continue to excel despite the challenges of a growing economically disadvantaged student body.

Problem Statements Identifying Demographics Needs

Problem Statement 1: We continue to excel despite the challenges of a growing economically disadvantaged student body. Our challenge continues to be to reach these students and help reduce our achievement gap. An additional challenge has become the significant growth of our ESL population. We have one of the largest ESL populations among the Katy ISD high schools including a significant increase in our newcomer pop. **Root Cause:** Change in demographics and influx of students who require ESL services.

Student Learning

Student Learning Summary

The following are Preliminary Results in each EOC Course:

Algebra I- 90% approaches, 67% Meets, 38% Masters

Biology- 96% approaches, 80% Meets, 45% Masters

English I- 87% approaches, 78% Meets, 38% Masters

English II- 92% approaches, 85% Meets, 22% Masters

US History- 99% approaches, 89% Meets, 66% Masters

The following are CCMR Percentages

9th- 14%

10th- 32%

11th- 88%

12th- 54%

Student Learning Strengths

Students showed growth in most areas.

Problem Statements Identifying Student Learning Needs

Problem Statement 1: We added 66 new teachers this year and in the last two years over 100 teachers. **Root Cause:** Retirements, personal benefit and professional growth opportunities.

School Processes & Programs

School Processes & Programs Summary

We utilize our instructional coaches to not only support and mentor new teachers, but help our veteran teachers grow as professionals.

School Processes & Programs Strengths

We have incredibly talented and dedicated instructional coaches who are strong at not only helping teachers in the classroom, but developing meaningful relationships with them.

Problem Statements Identifying School Processes & Programs Needs

Problem Statement 1: We added 66 new teachers this year and in the last two years over 100 teachers. **Root Cause:** Retirements, personal benefit and professional growth opportunities.

Perceptions

Perceptions Summary

We have created and maintained a very positive, encouraging culture in our school. Our staff values building relationships and encouraging students to excel. Our mission statement that we focus on is to challenge, nurture, and empower students.

Perceptions Strengths

We have created and maintained a very positive, encouraging culture in our school. Our staff values building relationships and encouraging students to excel. Our mission statement that we focus on is to challenge, nurture, and empower students.

Problem Statements Identifying Perceptions Needs

Problem Statement 1: Increase in number of students and families that feel connected to all aspect of school. **Root Cause:** Increase in number of non English speaking families and backgrounds.

Priority Problem Statements

Goals

Goal 1: Strategic Design Goal 2: All learning environments will foster engagement by integrating personalized learning experiences.

Performance Objective 1: Increase the percentage of students from Meets to Masters in all EOC courses by 2%

Evaluation Data Sources: Mid Year district and campus assessments, and STAAR, TEA Accountability Report

Goal 1: Strategic Design Goal 2: All learning environments will foster engagement by integrating personalized learning experiences.







Performance Objective 2: The percent of Cinco Ranch High School students who achieve the CCMR target will increase to to 84% by July 2025.

Evaluation Data Sources: Campus Report

Goal 1: Strategic Design Goal 2: All learning environments will foster engagement by integrating personalized learning experiences.

Performance Objective 3: Increase the number of students participating in the campus Coordinated Health Program.

Evaluation Data Sources: FitnessGram, Class Observation, Formative and Summative fitness skill assessments

Strategy 1 Details	Reviews			
Strategy 1: The campus will provide share information with students to address topics such as social emotional health, Red Ribbon Week (Drug and alcohol prevention), Character Awareness, anti-bullying, diversity and conflict resolution Strategy's Expected Result/Impact: Students will be provided multiple opportunities to acquire knowledge and skills to promote healthy lifestyles. Staff Responsible for Monitoring: Administrators Counselors/ Health Teachers	Formative			Summative
	Oct	Jan	Apr	June
				
Strategy 2 Details	Reviews			
Strategy 2: Students will participate in moderate and vigorous activities, in accordance with state mandated minutes per week, focused on the areas of: cardiovascular endurance, body strength endurance and flexibility. Strategy's Expected Result/Impact: Students will be provided multiple opportunities per week to increase cardiovascular endurance, body strength endurance and flexibility through the use of games, activities and stations in physical education class. Staff Responsible for Monitoring: Administrators Physical Education Teachers	Formative			Summative
	Oct	Jan	Apr	June
				
<div><div> No Progress</div><div> Accomplished</div><div> Continue/Modify</div><div> Discontinue</div></div>				

Goal 2: Strategic Design Goal 6: Katy ISD will attract, develop, support, and retain high quality staff members.

Performance Objective 1: Provide professional development opportunities for instructional strategies, Canvas support, lesson planning etc., through Think Tank Thursday sessions to meet the needs of classroom teachers.

Evaluation Data Sources: Professional Development opportunities, Think Tank attendance, learning walks, and classroom observations

Goal 3: Strategic Design Goal 8: Katy ISD will engage its entire community to develop and implement intentional strategic relationships which capitalize on the strengths, resources, and talents of all stakeholders.

Performance Objective 1: CRHS would like to increase parental engagement in the educational process as well as PTSA memberships for the 2024-25 school year by simplifying the process and doing more frequent marketing.

Evaluation Data Sources: Membership report

Goal 4: Strategic Design Goal 9: In collaboration with families and community, Katy ISD will actively support the well-being of students and staff.

Performance Objective 1: CRHS Counselors will continue to lead a variety of student groups such as grief, anxiety, new to Cinco Ranch, etc to support students in need.

Evaluation Data Sources: Conference with lead counselor and associate principal, student surveys on school culture

Goal 5: Strategic Design Goal 5: Katy ISD will securely, effectively, and efficiently provide best-in-class technology to accommodate, educate, and inform all stakeholders on the current and next generation of digital content and tools.

Performance Objective 1: 1:1 professional development and continuing education for staff regarding how to fully implement technology into the classroom

Evaluation Data Sources: Self-reflective tracking tool, student survey

Goal 5: Strategic Design Goal 5: Katy ISD will securely, effectively, and efficiently provide best-in-class technology to accommodate, educate, and inform all stakeholders on the current and next generation of digital content and tools.

Performance Objective 2: Students will be provided opportunities to use technology as a school wide resource. Counselor office will provide canvas assignments, opportunities to learn harmful effects of vaping, College and career facilitator will provide opportunities during 3.5.

Evaluation Data Sources: Student complete of vaping courses, Counseling assignments and CCF reports

Addendums



The percent of **Cinco Ranch High School** students who achieve the CCMR target will increase from **84%** to **86%** by July 2029.

Cinco Ranch HS Goals	CCMR		2024	2025	2026	2027	2028	2029
		Actual Scaled	86					
		Actual Component	84%					
		State Component	76%					
		Met State Component Rate	Y					
		Goal Component	-	84%	85%	85%	86%	86%
		Met Component Goal	-					

[illegible]